

# KSEG58PXE



Product family	Hood
Hood Type	Canopy Cooker Hoods
Design	Fully integrated
Extraction	Ducted out or re-circulation possible
Electronic control	Yes
Perimeter extraction	Yes
Material	Stainless steel
Type of steel	Brushed
EAN code	8017709224912



## Aesthetics

Aesthetics	Universal	Finishing	Brushed
Colour	Stainless steel	Logo	Embossed

## Controls

Control setting	Electronic buttons	Led colour	White
-----------------	--------------------	------------	-------

## Program / Functions

No. of speeds	3
Intensive speed	
Time-setting options	

## Technical Features

			No. of lights	2	Anti-grease filters	Aluminium
			Light type	LED	Filter replacement indicator	Yes
			Light power	1 W	Vent outlet	150 mm
			Light colour	4000 °K	Minimum distance from GAS hob	750 mm
			temperature scale (°K)		Minimum distance from ELECTRIC hob	500 mm
			Free outlet maximum capacity	673 m <sup>3</sup> /h		
			Motor power	275 W		

No. of filters 2 Non return valve Yes

	Extraction rate IEC 61591 [m³/h]	Noise level IEC 60704-2-13 [dBA]
Speed 1	261	46
Speed 2	436	58
Speed 3	606	65
Intensive speed	683	68

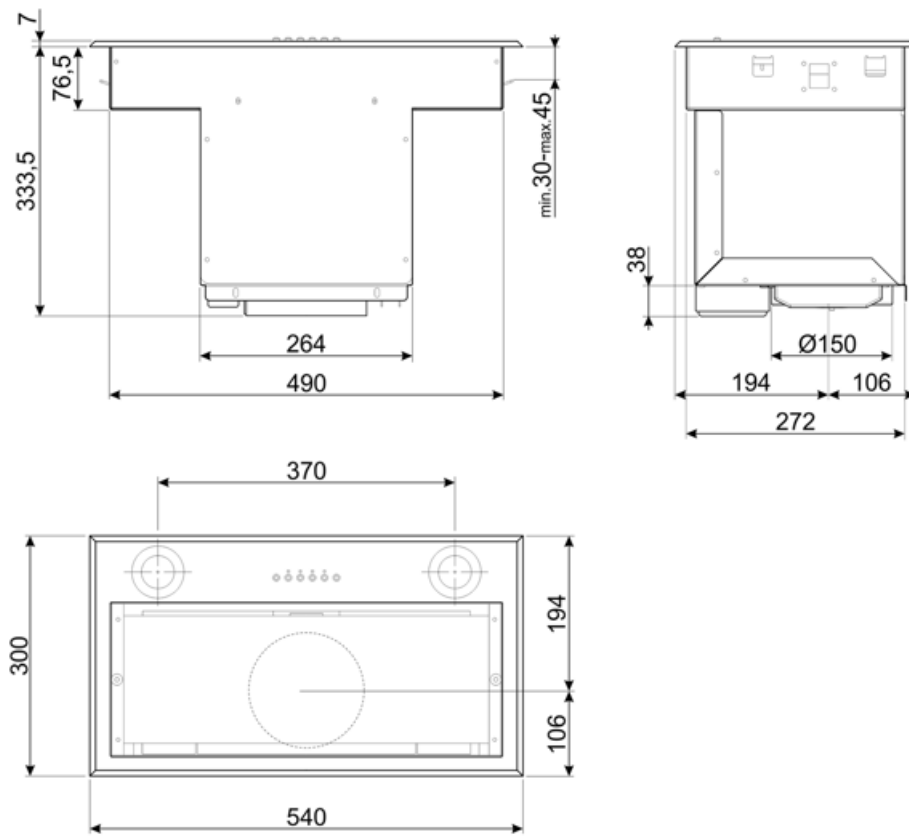
## Performance / Energy Label



Annual Efficiency Consumption (AEChood)	46 KWh/year	Airborne acoustical A-weighted sound Power Emission at maximum speed (SPEmax)	65 dBA
Energy efficiency class (EEC)	A	Airbourne acoustical A-weighted sound power emission at boost speed (SPEboost)	68 dBA
Fluid Dynamic Efficiency (FDE)	31,7	Power consumption in stand-by mode (Ps)	0,49 W
Fluid Dynamic Efficiency class (FDEC)	A	Time increase factor (F)	0,9
Lighting Efficiency (LE)	111,8 lux/W	Energy Efficiency Index per first cavity	50,7
Lighting Efficiency Class (LEC)	A	Measured air flow rate at best efficiency point (Qbep)	329 m³/h
Grease Filtering Efficiency (GFE)	56,9 %	Measured air pressure at best efficiency point (Qbep)	466 Pa
Grease Filtering Efficiency Class (GFEC)	E	Measured electric power input at best efficiency point (Wbep)	134 W
Air flow at minumum speed (Qmin)	261 m³/h	Normal Power of the light system (WI)	2 W
Maximum extraction rate	606 m³/h	Average illumination of the light on the cooking surface (Emiddle)	246 lux
Intensive extraction rate	683 m³/h	Sound power level at highest setting (Lwa)	65 dBA
Airbourne acouistical A-weighted sound Power Emission at minimum speed (SPEmin)	46 dBA		

## Electrical Connection


Nominal power	277 W	Frequency (Hz)	50-60 Hz
Voltage	220-240 V	Power supply cable length	1500 mm



---

## Not included accessories

---










FLT4

Charcoal filter Kit 1 piece

---

## Symbols glossary

---

- |  |   |   |  |
|--|---|---|--|
|  | Filters: Model has filters to help remove grease from the steam emanating from the pans during cooking.       |  | Switch off automatically: A special setting, to run after the end of cooking for a pre-set time and then switch off automatically. |
|  | A: Product drying performance, measured from A+++ to D / G depending on the product family                    |  | Warning light(s): to advise when filters need changing.  |
|  | Lights: All cooker hoods feature lights to illuminate the cooking area or add to the ambience of the kitchen. |  | Perimeter extraction panels: very efficient and aid noise reduction.   |
|  | Intensive/turbo setting: when extra fast extraction is required.  |   |  |