


LZ150CT

Sink material	Composite
Type	Composite sink
No. of bowls	1
Drainer	Reversible
EAN code	8017709274627



Aesthetics



Aesthetic	Universale	Logo	Applied/on overflow
Series	Rigae	Alternative colours available	White, Anthracite, Cream, Beige
Colour	Cement / Concrete	Tap hole / precut tap hole	Prepared
Building in type	Standard		

	Bowl type LH	Bowl dimensions LH, WxDxA (mm)	LH Bowl depth (mm)	Radius corner left bowl	Overflow LH bowl	Strainer position LH bowl	Strainer dimension LH bowl
LH Bowl	Traditional	420 x 480 x 210	210	80	Yes, traditional	Side bowl	3.5"

Technical Features



Characteristics composite material	Antibacterial, Easy to clean, Anti-scratch, Thermal shock resistant, High temperatures resistant, Impact resistant, UV Resistant	Base unit size	60 cm
Frame depth (mm)	10	Tap hole	2
Dimensions of the product (mm)	210x1000x500 mm	Tap hole diameter	35 mm
Cutout dimension topmount (mm)	980 X 480 mm	Drainer inclination	2°
		No. of clips	10
		Type of clips	Standard

Not included accessories



COL36

St/steel colander for MINIMUM radius bowls, measures 370 x 410 x 30 mm



KITFD050

Waste disposal 0,5 HP, Motor: 1/2 horsepower, Fits all sinks with 3 1/2" waste outlet



KITFD100

Waste disposal 1 HP, Motor: 1/2 horsepower, Fits all sinks with 3 1/2" waste outlet



KITDSQ












Soap dispenser chrome finishing with square knob 40x40 mm



KITFD075

Waste disposal 0,75 HP, Motor: 1/2 horsepower, Fits all sinks with 3 1/2" waste outlet

Symbols glossary

	Antibacterial		Antiscratch
	Cupboard width required for sink installation		Sink depth - depending on the model, the depth can be from 13 to 24,5
	Standard installation: Traditional installation in tabletop, suitable for any kitchen sets		Easy to clean
	High temperatures resistant		Impact resistant
	Thanks to the double tap hole, most of our sinks are easily reversible, giving you the flexibility to make any type of kitchen composition.		Thermal shock resistant
	UV protection, does not fade over time.		

Benefit (TT)

One bowl

A single bowl for greater adaptability, capacity and space optimisation

Drainer

The drawer allows dishes, cutlery and kitchen utensils to be placed directly on the sink after washing: excess water can drain into the sink, allowing for natural drying

Double tap hole

The sink is easily reversible, making it possible to create any type of kitchen composition

Tap hole possibility

Possibility of having the tap hole for direct installation of the tap on the sink, for a larger and neater surface area