

# LZ862AV2

Sink material	Composite
Type	Composite sink
No. of bowls	2
Drainer	Reversible
EAN code	8017709274535



## Aesthetics



<b>Aesthetic</b>	Universale	<b>Logo</b>	Applied/on overflow
<b>Series</b>	Rigae	<b>Alternative colours available</b>	White, Anthracite, Cream, Copper, Cemento / Concrete
<b>Colour</b>	Oats	<b>Tap hole / precut tap hole</b>	Prepared
<b>Building in type</b>	Standard		

	Bowl type RH	Bowl dimensions, WxDxH (mm)	Bowl depth (mm)	Radius corner right bowl (mm)	Overflow	Strainer position	Strainer dimension
RH Bowl	Traditional	371 x 420 x 210	210	80	Yes, traditional	Side bowl	3.5"
LH Bowl	Traditional	371 x 420 x210	210	80	Yes, traditional	Side bowl	3.5"

## Technical Features

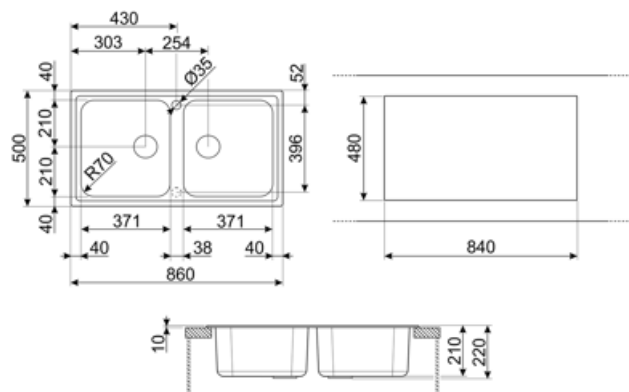


<b>Characteristics composite material</b>	Antibacterial, Easy to clean, Anti-scratch , Termal schock resistant, High temperatures resistant, Impact resistant, UV Resistant	<b>Tap hole</b>	2
		<b>Tap hole diameter</b>	35 mm
		<b>Dividing wall width</b>	38 mm
		<b>No. of clips</b>	8
		<b>Type of clips</b>	Standard
<b>Frame depth (mm)</b>	10		

<b>Dimensions of the product (mm)</b>	220x860x500 mm
<b>Cutout dimension topmount (mm)</b>	840 X 480 mm
<b>Height from kitchen top</b>	10 mm
<b>Base unit size</b>	90 cm

## Accessories Included

<b>Accessories for installation</b>	Strainer, Savespace siphon with dishwasher outlet connection, Fixing clips
-------------------------------------	--



---

## Not included accessories

---



### KITDSQ

Soap dispenser chrome finishing with square knob 40x40 mm



### KITFD075

Waste disposal 0,75 HP, Motor: 1/2 horsepower, Fits all sinks with 3 1/2" waste outlet



### KITFD050

Waste disposal 0,5 HP, Motor: 1/2 horsepower, Fits all sinks with 3 1/2" waste outlet














### KITFD100

Waste disposal 1 HP, Motor: 1/2 horsepower, Fits all sinks with 3 1/2" waste outlet

---

## Symbols glossary

---

	Antibacterial		Antiscratch
	Cupboard width required for sink installation		Sink depth - depending on the model, the depth can be from 13 to 24,5
	Standard installation: Traditional installation in tabletop, suitable for any kitchen sets		Easy to clean
	High temperatures resistant		Impact resistant
	Thermal shock resistant		Thanks to the double tap hole, most of our sinks are easily reversible, giving you the flexibility to make any type of kitchen composition.
	UV protection, does not fade over time.		

## Benefit (TT)

---

### **Two bowls**

Two bowls for greater versatility and dual functionality

### **Drainer**

The drawer allows dishes, cutlery and kitchen utensils to be placed directly on the sink after washing: excess water can drain into the sink, allowing for natural drying

### **Double tap hole**

The sink is easily reversible, making it possible to create any type of kitchen composition

### **Tap hole possibility**

Possibility of having the tap hole for direct installation of the tap on the sink, for a larger and neater surface area