

PS906SA2



Product Family	Hob
Built-in type	Ultra-low profile
Dimensions	90 cm
Power supply	Gas
Type	Gas
EAN code	8017709332129



Aesthetics



Aesthetic	Classica
Colour	Stainless steel
Finishing	Satin
Material	Stainless Steel
Type of steel	Brushed
Pan stands	Cast iron
Burners	Standard
Burners Material	Alluminium
Type of control setting	Control knobs
Control knob position	Front
No. of controls	6
Controls colour	Steel effect
Serigraphy colour	Black

Programs / Functions

No. of gas cook zones	5
Total no. of cook zones	5

Options

Worktop Cut-Out	490x878 mm
-----------------	------------

Technical Features

UR

Left - Gas - 2UR (dual) - 5.00 kW
 Rear-centre - Gas - Rapid - 2.50 kW
 Front-centre - Gas - AUX - 1.05 kW
 Rear-right - Gas - Rapid - 2.50 kW
 Front-right - Gas - AUX - 1.05 kW
 Gas safety valves Yes

Automatic Ignition Yes

Accessories Included

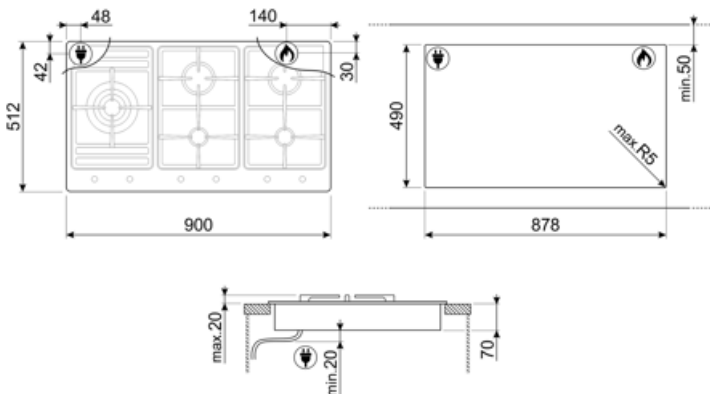
Cast iron wok support 1

Electrical Connection





Plug	Not present	Type of electric cable installed	Yes, Single phase
Electrical connection rating (W)	1 W	Frequency (Hz)	50/60 Hz
Voltage (V)	220-240 V	Power supply cable length	120 cm

Gas Connection

Gas Type	G30 GPL Liquid gas	Other gas connections provided	Conical
Gas connection	Cilindrical	Gas connection rating (W)	12100 W
Other gas nozzles included	G110 City gas		



Symbols glossary

- | | | | |
|----------------------------------------------------------------------------------|-----------------------------------------------------------------------------|-----------------------------------------------------------------------------------|-----------------------------------------------------------------------------|
|  | Ultra-low profile: Installation of product with flat edge - height of 1 mm. |  | Heavy duty cast iron pan stands: for maximum stability and strength. |
|  | Knobs control |  | Ultra rapid burners: Powerful ultra rapid burners offer up to 5kw of power. |