


PV364N

Product Family	Hob
Built-in type	Ultra-low profile or Fully Flushed
Dimensions	60 cm
Power supply	Gas
Type	Gas
EAN code	8017709324704



Aesthetics



Aesthetic	Classica
Colour	Black
Finishing	Glass
Material	Glass
Glass type	Standard (clear)
Glass edge	Straight edge
Glass on Steel	Yes
Pan stands	Cast iron
Burners	Standard
Burners Material	Alluminium
Type of control setting	Control knobs
Control knob position	Front
No. of controls	4
Controls colour	Steel effect
Serigraphy colour	White

Programs / Functions

No. of gas cook zones	4
Total no. of cook zones	4

Options

Worktop Cut-Out	482-486x560-564 mm
-----------------	--------------------

Technical Features

UR

Front-left - Gas - AUX - 1.00 kW

Rear-left - Gas - 2UR (dual) - 3.60 kW

Rear-right - Gas - Semi Rapid - 1.80 kW

Front-right - Gas - Semi Rapid - 1.80 kW

Gas safety valves Yes **Automatic Ignition** Yes

Accessories Included

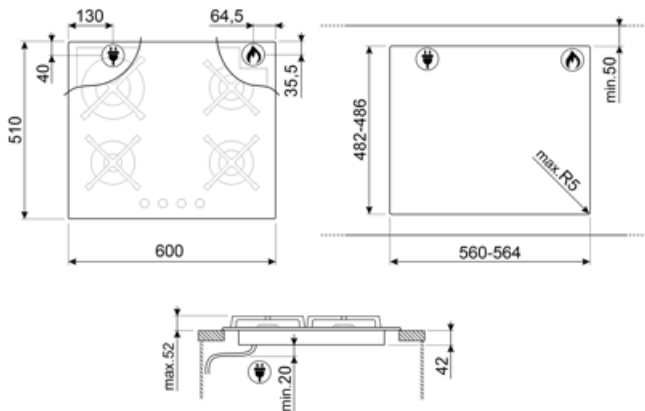
Cast iron wok support 1

Electrical Connection

Plug	Not present	Type of electric cable installed	Yes, Single phase
Electrical connection rating (W)	1 W	Frequency (Hz)	50/60 Hz
Voltage (V)	220-240 V	Power supply cable length	120 cm

Gas Connection

Gas Type	G20 Natural gas	Other gas connections provided	Conical
Gas connection	Cilindrical	Gas connection rating (W)	8000 W
Other gas nozzles included	G30 GPL Liquid gas, G110 City gas		



Not included accessories

5MP1GOG

Hob knobs set Linea knobs for Gas on Glass hobs (5 knobs)



5MP700AO

Hob knobs set - Cortina Anthracite/Old brass for Gas on Glass hobs



5MP800A

Hob knobs set - Coloniale Gold/Anthracite for gas on glass hobs



WOKGHU

Cast iron WOK Support



5MP1GOGB3



5MP700PO

Hob knobs set - Cortina Cream/Old brass for Gas on Glass hobs







5MP800P

Hob knobs set - Coloniale Gold/Cream for gas on glass hobs



Symbols glossary

- | | | | |
|--|--|---|---|
|  | Heavy duty cast iron pan stands: for maximum stability and strength. |  | Knobs control |
|  | Reinforced base: A reinforced base, developed exclusively by Smeg, consists of a steel layer fixed to the underside of the glass surface of all gas on glass hobs. |  | Ultra rapid burners: Powerful ultra rapid burners offer up to 5kw of power. |