


SI2951D



Product Family	Hob
Built-in	Ultra-low profile or Fully Flushed
Dimensions	90 cm
Power supply	Electric
Type	Induction
EAN code	8017709310080



Aesthetics



Aesthetics	Universal
Colour	Black
Finishing	Glass
Material	Glass
Glass Type	Ceramic
Glass edge	Straight edge
Type of control setting	Touch control
Slider	Yes
Slider	Red
Control knobs position	Front
Serigraphy colour	Grey

Program / Functions



No. of induction cook zones	5
Time-setting options	Automatic switch-off
No. of cooking zones with booster	5
Main on/off switch	Yes
Power levels	9
Total no. of cook zones	5

Options



Standard cut out	482-486x839-844 mm	Limited Power Consumption Mode	Yes advance
Keep warm automatic function	Yes	Limited Power Consumption Mode in W	2400 a 7400 - step 100 W
End cooking timer	5	Show Room Demo Option	Yes
Pause option	Yes	Control Lock / Child Safety	Yes
Minute minder	1	Quick start	Yes
End of cooking acoustic alarm	Yes	Rapid level selection	Yes
Residual time indicator	Yes		

Technical Features

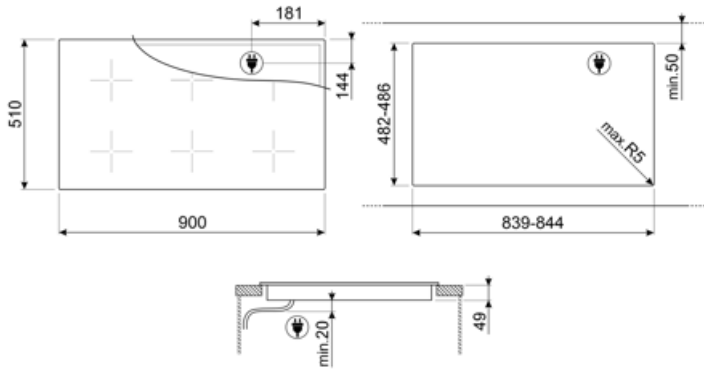


Front left - Induction - single - 1.40 kW - Booster 2.10 kW - Ø 16.0 cm
 Rear left - Induction - single - 2.30 kW - Booster 3.00 kW - Ø 20.0 cm
 Central - Induction - single - 2.30 kW - Booster 3.00 kW - Ø 25.0 cm
 Rear right - Induction - single - 2.30 kW - Booster 3.00 kW - Ø 20.0 cm
 Front right - Induction - single - 1.40 kW - Booster 2.10 kW - Ø 16.0 cm

Automatic setting according to pan dimension	Yes	Automatic switch off when overheat	Yes
Automatic pan detection	Yes, min 7 cm	Automatic switch off when overflow	Yes
Permanent Automatic Pot Detection with indication of the relative control	Yes	Residual heat indicator	Yes
Minimum pan diameter indication	Yes	Protection against accidental start up	Yes

Electrical Connection

Nominal power (W)	7400 W	Type of electric cable	Double phase
Current	33 A	Frequency (Hz)	50/60 Hz
Voltage (V)	220-240 V	Power supply cable length	120 cm
Voltage 2 (V)	380-415 V	Terminal Box	5 poles
Type of electric cable	Single phase		



Not included accessories



GRILLPLATE

Universal griddle for induction, gas, ceramic and electric hobs. Non-stick surface ideal for cooking meat, cheese and vegetables. Dimensions: 410 x 240 mm.



TPKPLATE


















Universal plate for induction, gas, ceramic and electric hobs. Non-stick surface ideal for cooking fish, eggs and vegetables. Dimensions: 410 X 240 mm.



SCRP

Induction and ceramic hobs and teppanyaki scraper

Symbols glossary

	...		Power booster: option allows the zone to work at full power when very intense cooking is necessary.
	Child lock: some models are fitted with a device to lock the programme/cycle so it cannot be accidentally changed.		Touch control
	The slider control panel allows you to adjust the power simply by passing your finger across the touch device.		Keep warm function: Keep warm function keeps the cooked food heated. In this mode the heating zone operates at a minimum capacity for 120 minutes and then turns off automatically.
	Overheat protection: The safety system that automatically turns off the hob in case of overheating of the control unit.		Induction: The work of these hobs is based on the principle of electromagnetic induction. The heat is generated directly in the bottom of the pan during its contact with the hob.
	Overfill protection: The special overfill protection shuts down the stove in the presence of overflow of liquids.		...
	PAUSE_72dpi		...
	Quick selection, with one touch cooking begins at the highest level, then automatically reduces after time. Ideal for dishes that require quick boiling and then continued cooking without constant control (eg beef broth).		Quick Start function: the chosen temperature is reached faster. The heating element works at maximum power until the right temperature is reached.
	Indication of residual heat: After the glass ceramic hob is switched off the residual heat indicator shows which of the heating zones still remains hot. When the temperature drops below 60 ° C, the indicator goes out.		Time elapsed: shows how long the cooking zone has been in use.
	Timer: All ceramic hobs have a timer which automatically ends cooking after a preset time.		