


# SIM3964MWH



<b>Product Family</b>	Hob
<b>Built-in</b>	Ultra-low profile or Fully Flushed
<b>Dimensions</b>	90 cm
<b>Power supply</b>	Electric
<b>Type</b>	Induction
<b>EAN code</b>	8017709339678



## Aesthetics




<b>Aesthetics</b>	Classic
<b>Colour</b>	Matte White
<b>Finishing</b>	Matte
<b>Material</b>	Glass
<b>Glass Type</b>	Eclipse ceramic
<b>Glass edge</b>	Straight edge
<b>Double ceramization</b>	Yes
<b>Type of control setting</b>	Touch control back-lighted White
<b>Slider</b>	Yes
<b>Slider</b>	White
<b>Control knobs position</b>	Front
<b>Serigraphy colour</b>	Black

## Program / Functions



<b>No. of induction cook zones</b>	6
<b>Time-setting options</b>	Automatic switch-off
<b>No. of cooking zones with booster</b>	6
<b>No. of Flexible zones</b>	3
<b>Main on/off switch</b>	Yes
<b>Power levels</b>	9
<b>Auto-Vent 2.0</b>	Yes
<b>Total no. of cook zones</b>	6

## Options



<b>Multizone Option</b>	Yes	<b>Residual time indicator</b>	Yes
<b>Flexible Zone Type</b>	MultiZone	<b>Limited Power</b>	Yes advance
<b>Standard cut out</b>	490x860 mm	<b>Consumption Mode</b>	
<b>Keep warm automatic function</b>	Yes	<b>Limited Power Consumption Mode in W</b>	2400 a 11100 - step 100 W
<b>Grill function</b>	Yes	<b>Show Room Demo Option</b>	Yes
<b>End cooking timer</b>	6	<b>Control Lock / Child Safety</b>	Yes
<b>Pause option</b>	Yes	<b>Bridge option</b>	Yes
<b>Minute minder</b>	1	<b>Quick start</b>	Yes
<b>End of cooking acoustic alarm</b>	Yes	<b>Rapid level selection</b>	Yes

## Technical Features

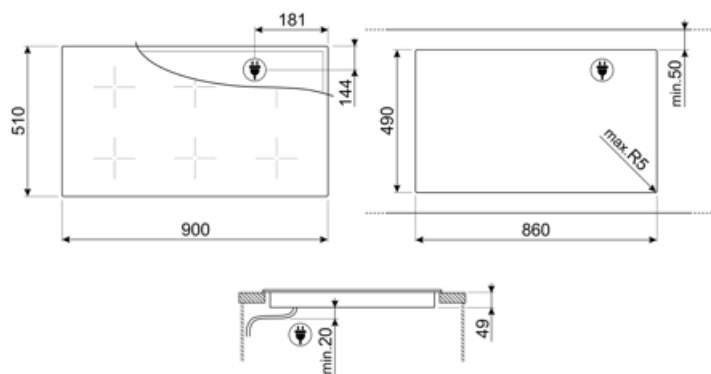


Front left - Induction - Multizone - 2.10 kW - Booster 2.50 kW - Double booster 3 kW - 22.0x18.0 cm  
 Rear left - Induction - multizone - 2.10 kW - Booster 2.50 kW - Double booster 3 kW - 22.0x18.0 cm  
 Front centre - Induction - Multizone - 2.10 kW - Booster 2.50 kW - Double booster 3 kW - 22.0x18.0 cm  
 Rear centre - Induction - multizone - 2.10 kW - Booster 2.50 kW - Double booster 3 kW - 22.0x18.0 cm  
 Front right - Induction - Multizone - 2.10 kW - Booster 2.50 kW - 22.0x18.0 cm  
 Rear right - Induction - multizone - 2.10 kW - Booster 2.50 kW - 22.0x18.0 cm  
 Multizone left - Booster 3.7 kW - 38.5x23.0 cm  
 Multizone center - Booster 3.7 kW - 38.5x23.0 cm  
 Multizone right - Booster 3.7 kW - 38.5x23.0 cm

<b>Automatic setting according to pan dimension</b>	Yes	<b>Automatic switch off when overflow</b>	Yes
<b>Automatic pan detection</b>	Yes, min 9 cm	<b>Residual heat indicator</b>	Yes
<b>Permanent Automatic Pot Detection with indication of the relative control</b>	Yes	<b>Protection against accidental start up</b>	Yes
<b>Automatic switch off when overheat</b>	Yes		

## Electrical Connection

<b>Nominal power (W)</b>	11100 W	<b>Type of electric cable</b>	Single and Double phase
<b>Current</b>	49 A	<b>Type of electric cable supplied</b>	Yes, Single and Double phase
<b>Voltage (V)</b>	220-240 V	<b>Frequency (Hz)</b>	50/60 Hz
<b>Voltage 2 (V)</b>	380-415 V	<b>Power supply cable length</b>	120 cm
<b>Type of electric cable</b>	Three-phase	<b>Terminal Box</b>	5 poles



---

## Not included accessories
























---



### SCRP

Induction and ceramic hobs and teppanyaki scraper

## Symbols glossary

	...		...
	Power booster: option allows the zone to work at full power when very intense cooking is necessary.		Child lock: some models are fitted with a device to lock the programme/cycle so it cannot be accidentally changed.
	Evolution Slider totally Back-lighted ghost effect		The slider control panel allows you to adjust the power simply by passing your finger across the touch device.
	Perfect fit in a 90 cm cabinet		Darkness becomes light
	...		Keep warm function: Keep warm function keeps the cooked food heated. In this mode the heating zone operates at a minimum capacity for 120 minutes and then turns off automatically.
	Overheat protection: The safety system that automatically turns off the hob in case of overheating of the control unit.		Induction: The work of these hobs is based on the principle of electromagnetic induction. The heat is generated directly in the bottom of the pan during its contact with the hob.
	Multizone: allows several pans to be used at once, large or small, offering freedom of placement and greater flexibility		Overfill protection: The special overfill protection shuts down the stove in the presence of overflow of liquids.
	...		PAUSE_72dpi
	...		Quick selection, with one touch cooking begins at the highest level, then automatically reduces after time. Ideal for dishes that require quick boiling and then continued cooking without constant control (eg beef broth).
	Quick Start function: the chosen temperature is reached faster. The heating element works at maximum power until the right temperature is reached.		Indication of residual heat: After the glass ceramic hob is switched off the residual heat indicator shows which of the heating zones still remains hot. When the temperature drops below 60 ° C, the indicator goes out.
	Time elapsed: shows how long the cooking zone has been in use.		Timer: All ceramic hobs have a timer which automatically ends cooking after a preset time.
	TWIN_ZONE_72dpi		