

SP862

Sink material Stainless steel
 Type Welded sink
 No. of bowls 2
 EAN code 8017709015671



Aesthetics



Aesthetic Universale
 Series Alba
 Colour Stainless steel
 Finishing Brushed
 Building in type Standard
 Logo Embossed
 Tap hole / precut tap hole 1 Tap hole

	Bowl type RH	Bowl thickness (mm)	Bowl dimensions, WxDxH (mm)	Bowl depth (mm)	Radius corner right bowl (mm)	Overflow	Strainer position	Strainer dimension
RH Bowl	Traditional	0.7	340 x 400 x 210	210	80	Yes, traditional	Wall position	3.5"
LH Bowl	Traditional	0.7	340 x 400 x 210	210	80		Wall position	3.5"

Technical Features

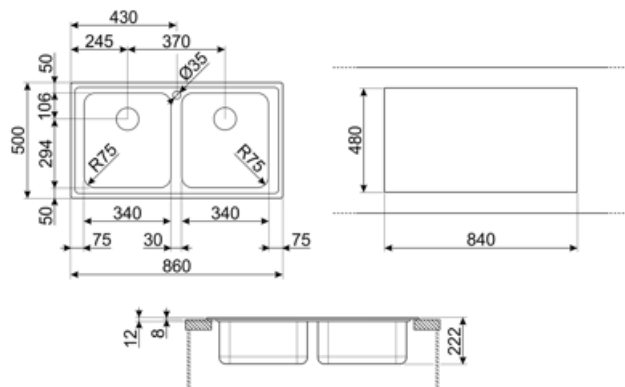


Frame thickness 0.7 mm
 Frame depth (mm) 13
 Dimensions of the product (mm) 220x860x500 mm
 Cutout dimension topmount (mm) 840 x 480 mm
 Height from kitchen top 8 mm
 Base unit size 90 cm
 Tap hole 1
 Tap hole diameter 35 mm
 Dividing wall width 30 mm
 Gasket type Sealing paste
 No. of clips 6
 Type of clips Standard

Accessories Included

Accessories for installation

Strainer, Savespace siphon with dishwasher outlet connection, Fixing clips, Gasket



Not included accessories



3713

Siphon double bowls sinks (dishwasher connection included)



CB34

Single wooden chopping board to fit STD radius 340 x 400 mm bowl



COL19H

St/Steel colander to fit MINIMUM radius mm bowl, measures 200 x 410 x 100 mm



KITFD050

Waste disposal 0,5 HP, Motor: 1/2 horsepower, Fits all sinks with 3 1/2" waste outlet



KITFD100

Waste disposal 1 HP, Motor: 1/2 horsepower, Fits all sinks with 3 1/2" waste outlet



STABMIX

Tap stabiliser



CB25MN

Single HPE chopping board to fit minimum radius bowls, black matt, measures 250 x 410 H 12 mm, dishwasher safe



COL19

St/Steel colander to fit MINIMUM radius mm bowl, measures 200 x 410 x 26 mm



DB34

St/steel drain basket to fit STD radius 340 x 400 bowl, 180 mm depth



KITFD075




Waste disposal 0,75 HP, Motor: 1/2 horsepower, Fits all sinks with 3 1/2" waste outlet



RND2V

2 Bowls standard Rondò waste kit with rectangular overflow

Symbols glossary

- | | | | |
|--|--|---|---|
|  | Cupboard width required for sink installation |  | Sink depth - depending on the model, the depth can be from 13 to 24,5 |
|  | Standard installation: Traditional installation in tabletop, suitable for any kitchen sets | | |

Benefit (TT)

Two bowls

Two bowls for greater versatility and dual functionality

Tap hole

Possibility of having the tap hole for direct installation of the tap on the sink, for a larger and neater surface area