

# VSGX860N

Sink material Composite  
 Type Composite bowl  
 No. of bowls 1  
 EAN code 8017709282394



## Aesthetics



Aesthetic Universale  
 Series Quadra  
 Colour Black  
 Building in type Standard  
 Logo Applied  
 Alternative colours available White, Cemento / Concrete  
 Tap hole / precut tap hole Prepared

	Bowl type RH	Bowl dimensions, WxDxH (mm)	Bowl depth (mm)	Radius corner right bowl (mm)	Overflow	Strainer position	Strainer dimension
RH Bowl	Minimum radius	796 x 386 x 215	215	6	Yes, flush fitted	Wall position	3.5"

## Technical Features



Characteristics composite material Antibacterial, Easy to clean, Anti-scratch, Thermal shock resistant, High temperatures resistant, Impact resistant, UV Resistant  
 Base unit size 90 cm  
 Tap hole 1  
 Tap hole diameter 35 mm  
 No. of clips 8  
 Type of clips Standard  
 Frame depth (mm) 5  
 Dimensions of the product (mm) 215x860x510 mm

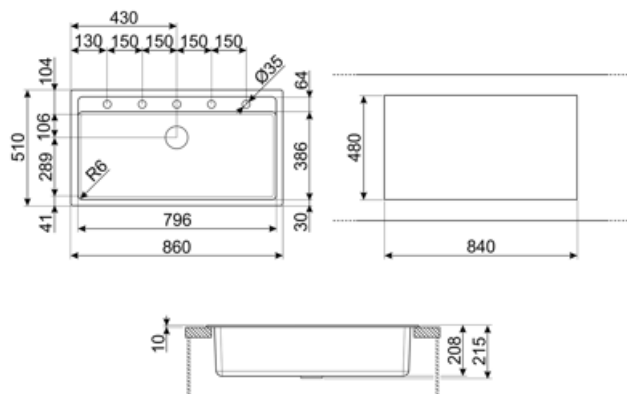
---

Cutout dimension topmount (mm)	840 x 480 mm
Undermount cutout radius	15 mm
Height from kitchen top	10 mm

## Accessories Included

---

Accessories for installation	Strainer, Savespace siphon with dishwasher outlet connection, Fixing clips	Oak HPL chopping board	Yes
------------------------------	--	------------------------	-----



---

## Not included accessories

---



### CB25MN

Single HPE chopping board to fit minimum radius bowls, black matt, measures 250 x 410 H 12 mm, dishwasher safe



### COL19H

St/Steel colander to fit MINIMUM radius mm bowl, measures 200 x 410 x 100 mm



### KITDSQ

Soap dispenser chrome finishing with square knob 40x40 mm



### KITFD075

Waste disposal 0,75 HP, Motor: 1/2 horsepower, Fits all sinks with 3 1/2" waste outlet



### COL19

St/Steel colander to fit MINIMUM radius mm bowl, measures 200 x 410 x 26 mm



### COL36

St/steel colander for MINIMUM radius bowls, measures 370 x 410 x 30 mm



### KITFD050

Waste disposal 0,5 HP, Motor: 1/2 horsepower, Fits all sinks with 3 1/2" waste outlet













### KITFD100

Waste disposal 1 HP, Motor: 1/2 horsepower, Fits all sinks with 3 1/2" waste outlet

---

## Symbols glossary

---

	Antibacterial		Antiscratch
	Cupboard width required for sink installation		Sink depth - depending on the model, the depth can be from 13 to 24,5
	Standard installation: Traditional installation in tabletop, suitable for any kitchen sets		Thermal shock resistant
	High temperatures resistant		Impact resistant
	Easy to clean		UV protection, does not fade over time.

---

## Benefit (TT)

---

### **One bowl**

A single bowl for greater adaptability, capacity and space optimisation

### **Tap hole possibility**

Possibility of having the tap hole for direct installation of the tap on the sink, for a larger and neater surface area

### **Oak board**

Cutting board included for efficient use of available space